



VM-2240

240W SYSTEM MANAGING AMP

The VM-2240 is a multifunctional amplifier that can be mounted in an EIA-Standard equipment rack (3-unit size). The unit comes with 4 audio inputs including the background music input, and the speaker output section which has an internal attenuator and 5-zone selector. It permits not only general-purpose broadcast, but also Emergency Broadcast based on the EN60849 Standard which gives pre-recorded voice instructions (optional EV-200M is required) in the emergency situation. Broadcast can be made from an optional RM-200M Remote Microphone as well as from the amplifier, and can be remotely controlled from external equipment. In addition, for 100 V# application the unit features the surveillance function (optional SV-200MA is required) which automatically checks the system for failures.



Article number:VM-2240 ER
Alternative products: VM-2120



VM-2240

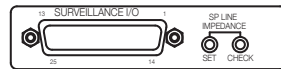
240W SYSTEM MANAGING AMP

Specifications

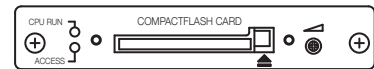
Power source	230 V AC, 50 / 60 Hz
Rated output	240 W (total into 5 zones)
Frequency response	50 Hz - 16 kHz
Distortion	< 1 %
Distortion	< 1 %
Power consumption	54 W (no output), 549 W (at rated output)
Current consumption	14,0 A
S/N ratio	60 dB (or more)
Inputs	MIC (-60 dBV) /LINE (-10 dBV), balanced x3Telephone (-10 dBV, balanced) x1BGM (-20 dBV, unbalanced, stereo RCA jacks) x2100V x1
Outputs	Speaker lines with attenuator, selectable x5Direct speaker output x1Line (0 dBV, unbalanced, RCA jack) x1Recording (0 dBV, unbalanced, RCA jack) x1Preamplifier (0 dBV, unbalanced, RCA jack) x1
Control input	Contact input, open voltage: 3.3 VDC, short-circuit current max. 1 mAActivation of inputs 1-3 x25-pin female D-sub connector:• Activation of messages (when EV-200M is installed) x5• Activation of power• Activation and stop of emergency broadcast• Unit's broadcast cutoff
Control output	5 relay contacts for external attenuator control. Open collector output, withstand voltage: 30 V DC, operating current: under 10 mA25-pin female D-sub connector:• Irregularity of communications with the Remote Microphoneand an expansion amplifier• AC power condition• DC power condition• Irregularity of the sound source of the Voice AnnouncementBoard• Failure (FAULT) indication on• Power switch on
Indicator	Zone, all-call, emergency, fault, power,5-step level bargraph
Dimensions (W x H x D)	419 x 143,3 x 355,7 mm
Dimensions (ø x D)	x 355,7 mm
Finish	ABS resin, Steel plate, paint, dark grey,
Operating temperature	0 - 40 °C

Appearance

Magnified view when each optional board is mounted.

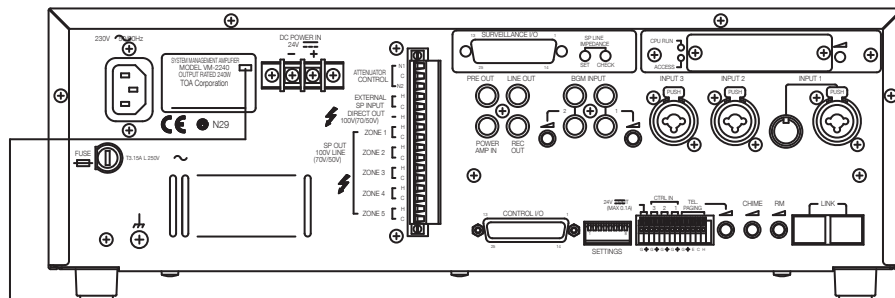



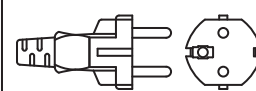
SV-200MA



EV-200M (view with the CF card security cover removed)

Rear View



Model	CE-AU	ER
Indication	CE-AU	-
AC plug		

Top View

